

CREDIT OPINION

10 December 2021

Update

✓ Rate this Research

RATINGS

Banque Federative du Credit Mutuel

Domicile	Strasbourg, France
Long Term CRR	Aa2
Type	LT Counterparty Risk Rating - Fgn Curr
Outlook	Not Assigned
Long Term Debt	Aa3
Type	Senior Unsecured - Fgn Curr
Outlook	Stable
Long Term Deposit	Aa3
Type	LT Bank Deposits - Fgn Curr
Outlook	Stable

Please see the [ratings section](#) at the end of this report for more information. The ratings and outlook shown reflect information as of the publication date.

Contacts

Yana Ruvinskaya +33.1.53.30.33.93
 Associate Analyst
 yana.ruvinskaya@moodys.com

Alain Laurin +33.1.5330.1059
 Associate Managing Director
 alain.laurin@moodys.com

CLIENT SERVICES

Americas 1-212-553-1653
 Asia Pacific 852-3551-3077
 Japan 81-3-5408-4100
 EMEA 44-20-7772-5454

Credit Mutuel Alliance Federale

Update to credit analysis

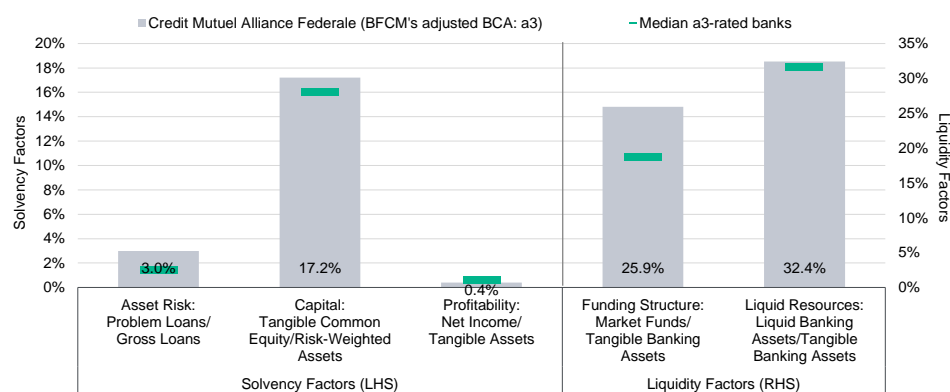
Summary

The Baseline Credit Assessment (BCA) of a3 of [Banque Federative du Credit Mutuel](#) (BFCM) is driven by our assessment of the standalone creditworthiness of Credit Mutuel Alliance Federale. This is explained by BFCM's role as the issuing vehicle and holding company for all the operating subsidiaries of the mutualist group. The a3 BCA reflects Credit Mutuel Alliance Federale's very resilient financial fundamentals and low risk profile, as demonstrated throughout the current sanitary crisis. These characteristics stem from the group's strong retail bancassurance franchise and commercial banking business, predominantly based on a large branch network in France.

BFCM's long-term senior unsecured debt and deposit ratings of Aa3 with a stable outlook reflect (1) the Adjusted BCA of a3; (2) the application of our Advanced Loss Given Failure (LGF) analysis, resulting in two notches of uplift from the Adjusted BCA for both deposits and senior debt, stemming from Groupe Credit Mutuel (GCM)'s significant volume of senior debt and junior deposits; and (3) a government support uplift of one additional notch, reflecting a moderate probability of government support in view of GCM's systemic importance to the domestic economy.

Exhibit 1

Rating Scorecard - Key financial ratios



Source: Moody's Financial Metrics

Credit strengths

- » Large domestic activities provide resilient earnings, despite the low interest rate environment.
- » Focus on retail bancassurance activities drives low risk profile.
- » Strong capitalisation.
- » Funding structure and comfortable liquidity buffer mitigate some reliance on wholesale funding.

Credit challenges

- » Pressure on net interest margins weighs on profitability.
- » Asset quality is intrinsically linked to the health of the domestic economy.

Outlook

The outlooks on BFCM's Aa3 long-term deposit and senior unsecured ratings are stable reflecting our view that the bank will be able to maintain its strong financial and performance metrics close to current levels over a 12-18-month horizon.

The stable outlook also assumes that the liability structure and probability of government support will remain broadly unchanged for GCM.

Factors that could lead to an upgrade

- » BFCM's deposit and senior unsecured ratings could be upgraded if GCM's liability structure resulted in lower loss-given-failure for these liabilities thanks to higher subordination.

Factors that could lead to a downgrade

- » BFCM's BCA and Adjusted BCA could be downgraded in the case of (1) a material weakening in GCM's underlying profitability, chiefly as a result of asset-quality deterioration or a deterioration in its net interest margin above expectations; (2) significant deterioration in the group's capitalisation, for example following major acquisitions; (3) weakened liquidity or funding profile; or (4) a material weakening in the operating environment in France.
- » BFCM's deposit and senior unsecured ratings could be downgraded as a result of (1) a deterioration in the standalone financial strength of GCM, resulting in lower Adjusted BCAs; or (2) a change in GCM's liability structure, resulting in higher loss-given-failure. This could occur if the group were to exhibit rapid growth in assets that would not be matched by appropriate increase in debt issuance.

This publication does not announce a credit rating action. For any credit ratings referenced in this publication, please see the ratings tab on the issuer/entity page on www.moody's.com for the most updated credit rating action information and rating history.

Key indicators

Exhibit 2

Credit Mutuel Alliance Federale (Consolidated Financials) [1]

	06-21 ²	12-20 ²	12-19 ²	12-18 ²	12-17 ²	CAGR/Avg. ³
Total Assets (EUR Million)	835,477.0	790,425.0	712,447.0	660,192.0	611,236.0	9.3 ⁴
Total Assets (USD Million)	990,793.8	967,129.2	799,720.5	754,694.9	733,970.6	9.0 ⁴
Tangible Common Equity (EUR Million)	42,598.0	40,292.0	38,040.0	34,940.0	32,390.0	8.1 ⁴
Tangible Common Equity (USD Million)	50,517.1	49,299.5	42,699.8	39,941.5	38,893.8	7.8 ⁴
Problem Loans / Gross Loans (%)	2.7	2.9	3.1	3.1	3.4	3.0 ⁵
Tangible Common Equity / Risk Weighted Assets (%)	17.8	17.2	16.9	16.3	16.3	16.9 ⁶
Problem Loans / (Tangible Common Equity + Loan Loss Reserve) (%)	22.6	25.0	26.0	26.9	29.8	26.1 ⁵
Net Interest Margin (%)	0.9	0.9	1.0	1.0	1.0	0.9 ⁵
PPI / Average RWA (%)	2.7	2.3	2.6	2.5	2.8	2.6 ⁶
Net Income / Tangible Assets (%)	0.5	0.3	0.4	0.5	0.4	0.4 ⁵
Cost / Income Ratio (%)	59.5	62.2	61.4	61.9	59.9	61.0 ⁵
Market Funds / Tangible Banking Assets (%)	29.2	25.9	31.1	33.2	32.5	30.4 ⁵
Liquid Banking Assets / Tangible Banking Assets (%)	34.4	32.4	29.2	27.8	27.7	30.3 ⁵
Gross Loans / Due to Customers (%)	104.9	104.7	116.4	122.5	120.3	113.8 ⁵

[–] Further to the publication of our revised methodology in July 2021, for issuers that have "high trigger" additional Tier 1 instruments outstanding, not all ratios included in this report reflect the change in treatment of these instruments. [1] All figures and ratios are adjusted using Moody's standard adjustments. [2] Basel III - fully loaded or transitional phase-in; IFRS.

[3] May include rounding differences because of the scale of reported amounts. [4] Compound annual growth rate (%) based on the periods for the latest accounting regime. [5] Simple average of periods for the latest accounting regime. [6] Simple average of Basel III periods.

Sources: Moody's Investors Service and company filings

Profile

BFCM is owned by 13 regional federations and the local banks of the cooperative GCM. These 13 regional federations, together with BFCM and CIC, make up Credit Mutuel Alliance Federale — the largest subgroup within the wider GCM, accounting for around 84% of GCM's consolidated total assets as of year-end 2020. On 16 January 2021, the regional federation Credit Mutuel Nord Europe (CMNE), representing around 3% of assets of the overall GCM, announced that it will join Credit Mutuel Alliance Federale, which will then comprise around 87% of GCM's assets and 14 out of 18 regional federations of the group. Two federations remain independent, Maine Anjou and Ocean, while two other federations, namely Bretagne and Sud Ouest, are jointly operating under the umbrella of [Credit Mutuel Arkea](#) (Aa3/Aa3 stable, baa1) which seeks to exit GCM and pursue a more independent strategy.

Being fully integrated within Credit Mutuel Alliance Federale, both strategically and operationally, BFCM fulfills a key role as (1) Credit Mutuel Alliance Federale's main issuing vehicle and, hence, an important liquidity provider to the group members; and (2) the holding of the group's specialised subsidiaries, such as Cofidis, Targo Bank and Groupe des Assurances du Credit Mutuel.

Please refer to [Groupe Credit Mutuel: Mutual support guarantee in a fragmented group drives our ratings approach](#), published on 5 July 2018, for a more comprehensive analysis of GCM's structure and rating construction.

Detailed credit considerations

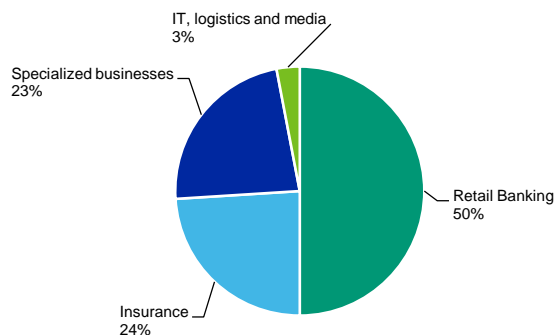
Solid domestic activities will continue to generate resilient earnings despite the low-interest rate environment

Credit Mutuel Alliance Federale, which includes the group's cooperative bank network in addition to BFCM, is predominantly focused on domestic retail banking, small and medium-sized enterprise (SME) banking and the French insurance sector. Including [Credit Industriel et Commercial's](#) (Aa3/Aa3 stable, baa1) network, a large subsidiary of BFCM, the group's geographical coverage is nationwide, with particularly high market shares, exceeding 30% in the east of France. The concentration in relatively low-risk sectors enables the group to deliver resilient and predictable earnings.

Credit Mutuel Alliance Federale is one of the largest insurers in France through [Groupe des Assurances du Credit Mutuel](#), with 35.2 million life and non-life insurance contracts as of H1 2021 (up 1.5% from year-end 2020). Insurance activities will continue to be critical to the development of the group both domestically and across borders.

Exhibit 3

Operational business lines' contribution to net income in H1 2021



"Specialized businesses" includes private banking, corporate banking, capital market activities and private equity. "Other activities" includes IT, logistics and media.

Source: Moody's Investors Service and bank reports

Credit Mutuel Alliance Federale operates in the European consumer credit market (Targobank in Germany and Cofidis, particularly in France, Spain, Portugal and Belgium), bringing geographical and business diversification to a portfolio historically focused on French residential loans. These high-margin activities have improved Credit Mutuel Alliance Federale's overall profitability. Credit Mutuel Alliance Federale has also developed alternative services (mobile phones and home tele-monitoring), which are sold through its banking networks. While rather marginal in size, these activities provide Credit Mutuel Alliance Federale with limited alternative earnings, leveraging its large retail networks. In December 2020, the group [sold its subsidiary Euro-Information Telecom](#) to Bouygues Telecom, a subsidiary of [Bouygues S.A.](#) (A3 stable), the products and services of which it started distributing in its branch network.

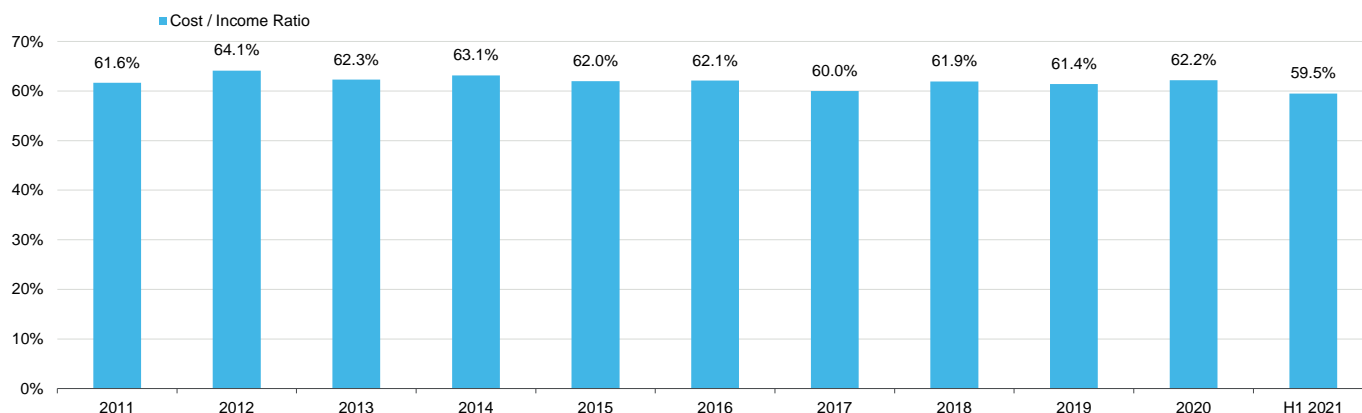
The group's profitability is in line with the European sector average, yet stronger and more stable than for most French peers, as evidenced by a ratio of net income to tangible assets of 0.52% and a cost-to-income ratio of 59.5% in H1 2021. The group's good efficiency comes from effective cost controls and from the bank's ability to sell multiple products and services to its clients, including insurance products, consumer credit, private banking, etc.

Despite its diversified franchise, Credit Mutuel Alliance Federale has, similarly to peers, been subject to revenue pressure mainly due to the low interest rate environment. Net interest margins declined to 87 bps in H1 2021 from 94 bps in 2020 and 98 bps in 2019, under our calculations. The group's participation in the European Central Bank's Targeted Longer-Term Refinancing Operation III (TLTRO) for a total amount of €42.2 billion at end-June 2021 provided some relief. Profitability substantially improved in H1 2021 and should remain resilient in the foreseeable future, despite some pressure from the low interest rate environment.

CMAF's reported a net income of €2,087 million in H1 2021 compared to €857 million in H1 2020. This increase was driven by higher revenues (+16%) and lower cost of risk (-82%). Revenues stemming from foreign activities represented 22% of revenues in the first half of 2021, including Germany (11%) and Spain (5%).

Gross operating expenses were up 4% in H1 2021, impacted by high contribution to Single Resolution Fund compared to H1 2020. The cost-to-income ratio of 59.5% in H1 2021 compares favourably to the average of French banks (76%) and EU banks (67%)¹.

Exhibit 4

The group's efficiency exhibited strong stability over time**Cost-to-income ratio**

Source: Moody's Investors Service and bank reports

Credit Mutuel Alliance Federale has a low risk profile

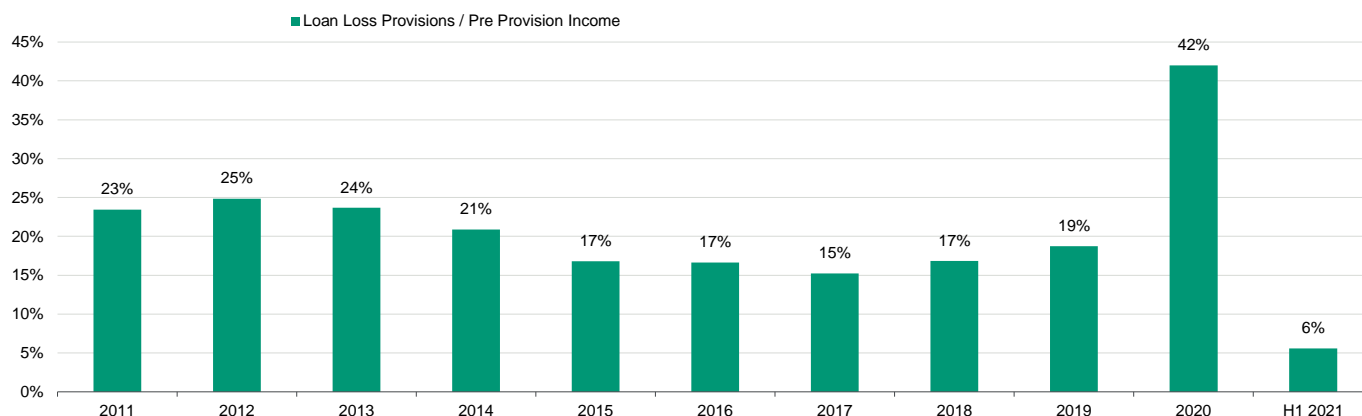
As reflected in the assigned Asset Risk score of a2, the group has a low risk profile, characterised by its large exposures to the residential home loan market (around 50% of its loan book as of H1 2021), which are predominantly domestic and secured (by physical property or by a guarantee).

Credit Mutuel Alliance Federale's cost of risk surged to 55 bps of customer loans in 2020 versus 27 bps in 2019. This included forward-looking provisions representing 57% of total loan-loss provisions, in anticipation of future losses linked to the deterioration of operating conditions in certain sectors. In H1 2021, Credit Mutuel Alliance Federale cost of risk went down to 9 bps compared to 50 bps in H1 2020. The decline in the cost of risk was mainly driven by loan loss provision releases due to decrease in stage 2 loans due to an improved macroeconomic outlook and although the stock of stage 2 provisions on sectors identified as vulnerable remained broadly unchanged.

Credit Mutuel Alliance Federale reported a lower problem loan ratio of 2.8% as of year-end H1 2021 compared to 2.9% as at YE 2020, essentially reflecting a material increase in loan balances.

Credit costs have consistently represented less than 25% of Credit Mutuel Alliance Federale's pre-provision income since 2011 and less than 20% since 2015. Credit costs increased in 2020 and represented 42% of pre-provision income under our calculation and went down to 6% in H1 2021. The bank did not disclose any guidance on provisions for 2021, but we believe they will remain at levels much below those recorded in 2020.

Exhibit 5

Loan-loss provisions/pre-provision income

Source: Moody's Investors Service and bank reports

The group has a strong capital base and high profit retention

The Capital score of aa2 assigned to Credit Mutuel Alliance Federale is driven by its high capital ratio, healthy leverage and ability to retain most of its profit to consistently increase its capital base, as facilitated by the cooperative ownership structure.

Credit Mutuel Alliance Federale's Common Equity Tier 1 (CET1) capital ratio as of H1 2021 was 18.3% versus a Supervisory Review and Evaluation Process (SREP) requirement of 7.8% for 2021². Its Tier 1 leverage ratio was 7.2% as of H1 2021. While all French bancassurers' risk-weighted capital ratios are somewhat boosted by the so-called Danish compromise³, Credit Mutuel Alliance Federale's leverage measured as Moody's-adjusted tangible common equity (TCE)/total assets⁴ (including insurance assets) was sound at 5.1% as of the end of H1 2021.

The minimum requirement for own funds and eligible liabilities (MREL) is set at the level of GCM on a consolidated basis. GCM's MREL requirements are currently as follows : 20,99% of RWAs (14.35% of RWAs for the subordination MREL requirement) and 6,55% in terms of Leverage Ratio Exposure (LRE). As of H1 2021, GCM displayed MREL ratios well above these requirements. GCM's subordinated MREL ratio, made up with own funds, eligible subordinated and senior non-preferred liabilities, was 21.02% of RWAs and 9.67% of LRE at year-end 2020.

Credit Mutuel Alliance Federale's capital adequacy, which benefits from a high level of profit retention (historically exceeding 90%), is also bolstered by the issuance of cooperative shares, which we view as high-quality capital. The amount of cooperative shares of €6.9 billion represented 14% of total shareholders' equity as of end-June 2021. The return on these instruments, which qualify as core capital (CET1) under the Capital Requirements Regulation, is capped by law at the average yield of the bonds issued by French private companies plus a maximum of 2% that can be added at the bank's discretion. This has resulted in particularly low distributions over the past three years because of low interest rates. In addition, cooperative shareholders have historically reinvested a very high share of dividends into newly issued cooperative shares, further strengthening Credit Mutuel Alliance Federale's capital base. This ability to retain most of the annual profit (historically above 90%) provides Credit Mutuel Alliance Federale with additional flexibility to shore up its capital base and makes it easier to absorb unexpected losses or adjust to further capital needs prompted by regulatory changes.

In light of the Covid outbreak, the Banque de France decided to remove the countercyclical buffer (scheduled to increase to 0.5% in April 2020 from 0.25% previously), complementing the announced supervisory [measures of the European Central Bank](#). These measures provide additional capital capacity in a scenario of a prolonged crisis and a significant deterioration in asset quality, which is not the anticipated scenario.

Funding structure and comfortable liquidity buffer mitigate moderate reliance on wholesale funding

Credit Mutuel Alliance Federale reported a loan-to-deposit ratio of 103% as of H1 2021 versus 114% in 2019. Material progress was achieved since 2010 when this ratio was around 144%, mainly through the re-intermediation of off-balance-sheet customers' savings and the introduction of an internal policy requiring loan growth to be funded by new deposits.

Nonetheless, wholesale funding will still remain a significant funding source for the group in the foreseeable future. As of year-end 2020, the total amount of market funding (including covered bonds), represented €147 billion, out of which 67% were medium to long-term resources. Credit Mutuel Alliance Federale's reliance on market funding, which is confidence sensitive, is mitigated by the term structure of its debt, which minimises funding gaps (that is, shortfall of funding over assets) on all maturity buckets from three months up to five years. In practice, the bank had no funding gap as of the end of H1 2021 on any maturity bucket, based on a static balance sheet⁵ (assets and liabilities maturing in accordance with their contractual maturities and assuming no additional asset origination and debt issuance).

Credit Mutuel Alliance Federale had liquidity reserves of €192 billion as of H1 2021, which we consider sufficient and adequate since they fully covered the wholesale debt maturing within 12 months. Credit Mutuel Alliance Federale reported a liquidity coverage ratio (LCR) of 171% on average in H1 2021. The average high-quality liquid asset (HQLA) portfolio during H1 2021 amounted to €130.2 billion, 81% of which were deposits with the central banks (mainly the European Central Bank).

The assigned Liquidity Resources score of a3 incorporates an adjustment for regulated deposits centralised at [Caisse des Depots et Consignations](#) (Aa2 stable), which are removed from liquid assets.

Environmental, social and governance considerations

In line with our general view for the banking sector, Credit Mutuel Alliance Federale has a low exposure to environmental risks. See our [Environmental heat map](#) for more information.

We consider Credit Mutuel Alliance Federale to be moderately exposed to social risk (see our [Social heat map](#) for further information). However, the rapid and widening spread of the coronavirus outbreak and deteriorating global economic outlook are also creating a severe and extensive shock across many sectors, regions and markets, affecting banks' business and performance.

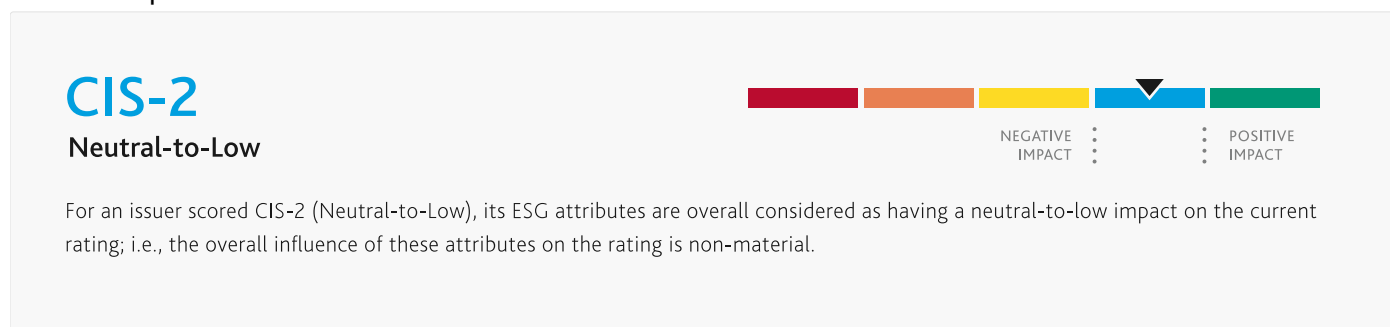
Governance is highly relevant for Credit Mutuel Alliance Federale, as it is to all participants in the banking industry. Corporate governance weaknesses can lead to a deterioration in a company's credit quality, while governance strengths can benefit its credit profile. We do not have particular concerns for the bank; however, corporate governance remains a key credit consideration and requires ongoing monitoring.

ESG considerations

BANQUE FEDERATIVE DU CREDIT MUTUEL's ESG Credit Impact Score is Neutral-to-Low CIS-2

Exhibit 6

ESG Credit Impact Score




Source: Moody's Investors Service

BFCM's ESG Credit Impact Score is neutral-to-low (**CIS-2**), reflecting the limited credit impact of environmental and social factors on the ratings to date and neutral-to-low governance risks.

Exhibit 7

ESG Issuer Profile Scores



Source: Moody's Investors Service

Environmental

BFCM faces moderate exposure to environmental risks primarily because of its exposure to carbon transition risk. Like its peers, BFCM is facing mounting business risks and stakeholder pressure to meet more demanding carbon transition targets. BFCM is engaging in developing its climate risk framework and optimising its loan portfolio towards less carbon-intensive assets.

Social

BFCM faces high industrywide social risks related to regulatory and litigation risks, requiring high compliance standards. The French supervisor's focus on mis-selling and misrepresentation might generate risks, which are mitigated by developed policies and procedures. High cyber and data risks are mitigated by a strong IT framework.

Governance

BFCM faces neutral-to-low governance risks, and its risk management policies and procedures are in line with industry best practices. The group has a proven track record of conservative financial policies and contained risk appetite. In recent years, the group has not been subject to any significant failures in its risk management and controls. As a mutualist group, BFCM has a relatively simple legal structure, reflecting its domestic and retail franchise and a specific, multi-layered governance set-up, which does not result in incremental governance risks.

ESG Issuer Profile Scores and Credit Impact Scores for the rated entity/transaction are available on Moody's.com. In order to view the latest scores, please click [here](#) to go to the landing page for the entity/transaction on MDC and view the ESG Scores section.

Support and structural considerations

Affiliate support

We assign an Adjusted BCA of a3 to BFCM. This is based on the fact that BFCM's affiliation to Confédération Nationale du Crédit Mutuel (CNCM) was officially validated on 22nd September 2020. Therefore, BFCM falls under the legal scope of GCM's solidarity mechanisms. Besides, the bank is fully integrated within Credit Mutuel Alliance Federale, both strategically and operationally. It also plays a critical role in the group's payment systems. Therefore, an adverse scenario affecting BFCM would likely be negative for Credit Mutuel Alliance Federale's credit strength and, by extension, for GCM. We, therefore, take into account an affiliate-backed support for BFCM from GCM. However, this does not result in any rating uplift because BFCM's BCA is at the same level as our assessment of GCM's standalone creditworthiness.

Loss Given Failure (LGF) analysis

GCM and its operating entities in France are subject to the European Union Bank Recovery and Resolution Directive (BRRD), which we consider to be an operational resolution regime. We assume that resolution, if any, would occur at the level of GCM once the said group has reached the point of non-viability. If financial difficulties occur at the level of BFCM, this would be addressed by GCM through affiliate support. Our LGF analysis is, therefore, based on GCM's consolidated liability structure. We also assume residual TCE of 3% and post-failure losses of 8% of tangible banking assets, a 25% runoff in junior wholesale deposits and a 5% runoff in preferred deposits, and assign a 25% probability to deposits being preferred to senior unsecured debt. The proportion of deposits considered junior is 26%. These are in line with our standard assumptions.

- » Our LGF analysis indicates a very low loss given failure for deposits and senior unsecured debt, leading us to assign a two-notch uplift to the Adjusted BCA. This uplift comes from the loss absorption provided by the combination of substantial deposit volume and subordination.
- » Our Advanced LGF analysis indicates likely moderate loss severity for junior senior creditors in the event of the bank's failure, leading to a rating identical to the bank's Adjusted BCA of a3.
- » Our Advanced LGF analysis indicates a high loss given failure for subordinated debt securities, leading to a negative adjustment of one notch to the Adjusted BCA. This adjustment is prompted by a small volume of debt and limited protection from more subordinated instruments and residual equity.

Government support considerations

We expect a moderate probability of government support for both deposits and senior unsecured debt issued by BFCM because of GCM's systemic importance in France. This results in a one-notch government support uplift for BFCM's deposit and senior unsecured ratings to Aa3. Subordinated and other junior securities do not benefit from government support, given their purpose is to absorb losses in a resolution scenario.

Counterparty Risk Ratings (CRRs)

BFCM's CRRs are at Aa2/Prime-1

The CRR for BFCM, before government support, is three notches higher than the Adjusted BCA of a3, based on the level of subordination to CRR liabilities in the bank's balance sheet and assuming a nominal volume of such liabilities. The CRR also benefits from one notch of government support, in line with our support assumptions on deposits and senior unsecured debt.

Counterparty Risk (CR) Assessment

BFCM's CR Assessment is at Aa2(cr)/Prime-1(cr)

Before government support, the CR Assessment includes a three-notch uplift to the Adjusted BCA of a3, based on the buffer against default provided to the senior obligations represented by the CR Assessment by subordinated instruments.

The CR Assessment also benefits from one notch of government support, in line with our assumptions on deposits and senior unsecured debt. This reflects our view that any support provided by governmental authorities to a bank, which benefits senior unsecured debt or deposits, is very likely to benefit operating activities and obligations reflected by the CR Assessment as well, consistent with our belief that governments are likely to maintain such operations as a going concern to reduce contagion and preserve a bank's critical functions.

Methodology and scorecard

About Moody's Bank Scorecard

Our scorecard is designed to capture, express and explain in summary form our Rating Committee's judgement. When read in conjunction with our research, a fulsome presentation of our judgement is expressed. As a result, the output of our scorecard may materially differ from that suggested by raw data alone (though it has been calibrated to avoid the frequent need for strong divergence). The scorecard output and the individual scores are discussed in rating committees and may be adjusted up or down to reflect conditions specific to each rated entity.

Rating methodology and scorecard factors

Exhibit 8

Credit Mutuel Alliance Federale

MACRO FACTORS										
WEIGHTED MACRO PROFILE		STRONG +	100%							
FACTOR	HISTORIC RATIO	INITIAL SCORE	EXPECTED TREND	ASSIGNED SCORE	KEY DRIVER #1	KEY DRIVER #2				
Solvency										
Asset Risk										
Problem Loans / Gross Loans	3.0%	a2	↔	a2	Expected trend	Long-run loss performance				
Capital										
Tangible Common Equity / Risk Weighted Assets (Basel III - fully loaded)	17.2%	aa2	↔	aa2	Expected trend	Capital retention				
Profitability										
Net Income / Tangible Assets	0.4%	ba1	↔	ba1	Earnings quality	Loan loss charge coverage				
Combined Solvency Score		a2		a2						
Liquidity										
Funding Structure										
Market Funds / Tangible Banking Assets	25.9%	baa2	↔	baa1	Term structure					
Liquid Resources										
Liquid Banking Assets / Tangible Banking Assets	32.4%	a2	↔	a3	Asset encumbrance					
Combined Liquidity Score		baa1		baa1						
Financial Profile				a3						
Qualitative Adjustments				Adjustment						
Business Diversification				0						
Opacity and Complexity				0						
Corporate Behavior				0						
Total Qualitative Adjustments				0						
Sovereign or Affiliate constraint				Aa2						
BCA Scorecard-indicated Outcome - Range				a2 - baa1						
Assigned BCA				a3						
Affiliate Support notching				-						
Adjusted BCA				a3						
BALANCE SHEET		IN-SCOPE (EUR MILLION)	% IN-SCOPE	AT-FAILURE (EUR MILLION)	% AT-FAILURE					
Other liabilities		169,411	21.3%	222,626	28.0%					
Deposits		521,716	65.6%	468,501	58.9%					
Preferred deposits		386,070	48.5%	366,766	46.1%					
Junior deposits		135,646	17.0%	101,735	12.8%					
Senior unsecured bank debt		64,144	8.1%	64,144	8.1%					
Junior senior unsecured bank debt		6,225	0.8%	6,225	0.8%					
Dated subordinated bank debt		9,112	1.1%	9,112	1.1%					
Junior subordinated bank debt		30	0.0%	30	0.0%					
Preference shares (bank)		1,247	0.2%	1,247	0.2%					
Equity		23,873	3.0%	23,873	3.0%					
Total Tangible Banking Assets		795,758	100.0%	795,758	100.0%					
DEBT CLASS	DE JURE WATERFALL INSTRUMENT VOLUME SUBORDINATION	DE FACTO WATERFALL INSTRUMENT VOLUME SUBORDINATION	NOTCHING DE JURE	NOTCHING DE FACTO	LGF NOTCHING VS. ADJUSTED BCA	ASSIGNED LGF	ADDITIONAL NOTCHING	PRELIMINARY RATING ASSESSMENT		
Counterparty Risk Rating	25.9%	25.9%	25.9%	25.9%	3	3	3	3	0	aa3
Counterparty Risk Assessment	25.9%	25.9%	25.9%	25.9%	3	3	3	3	0	aa3 (cr)
Deposits	25.9%	5.1%	25.9%	13.1%	2	3	2	2	0	a1

Senior unsecured bank debt	25.9%	5.1%	13.1%	5.1%	2	1	2	2	0	a1
Junior senior unsecured bank debt	5.1%	4.3%	5.1%	4.3%	0	0	0	0	0	a3
Dated subordinated bank debt	4.3%	3.2%	4.3%	3.2%	-1	-1	-1	-1	0	baa1
Non-cumulative bank preference shares	3.2%	3.0%	3.2%	3.0%	-1	-1	-1	-1	-2	baa3

INSTRUMENT CLASS	LOSS GIVEN FAILURE NOTCHING	ADDITIONAL NOTCHING	PRELIMINARY RATING ASSESSMENT	GOVERNMENT SUPPORT NOTCHING	LOCAL CURRENCY RATING	FOREIGN CURRENCY RATING
Counterparty Risk Rating	3	0	aa3	1	Aa2	Aa2
Counterparty Risk Assessment	3	0	aa3 (cr)	1	Aa2(cr)	
Deposits	2	0	a1	1	Aa3	Aa3
Senior unsecured bank debt	2	0	a1	1	Aa3	(P)Aa3
Junior senior unsecured bank debt	0	0	a3	0	A3	
Dated subordinated bank debt	-1	0	baa1	0	Baa1	
Non-cumulative bank preference shares	-1	-2	baa3	0	Baa3 (hyb)	

[1] Where dashes are shown for a particular factor (or sub-factor), the score is based on non-public information.

Source: Moody's Investors Service

Ratings

Exhibit 9

Category	Moody's Rating
BANQUE FEDERATIVE DU CREDIT MUTUEL	
Outlook	Stable
Counterparty Risk Rating	Aa2/P-1
Bank Deposits	Aa3/P-1
Baseline Credit Assessment	a3
Adjusted Baseline Credit Assessment	a3
Counterparty Risk Assessment	Aa2(cr)/P-1(cr)
Senior Unsecured -Fgn Curr	(P)Aa3
Senior Unsecured -Dom Curr	Aa3
Junior Senior Unsecured -Dom Curr	A3
Junior Senior Unsecured MTN -Dom Curr	(P)A3
Subordinate -Dom Curr	Baa1
Pref. Stock Non-cumulative -Dom Curr	Baa3 (hyb)
Commercial Paper -Dom Curr	P-1
Other Short Term	(P)P-1
CREDIT INDUSTRIEL ET COMMERCIAL	
Outlook	Stable
Counterparty Risk Rating	Aa2/P-1
Bank Deposits	Aa3/P-1
Baseline Credit Assessment	baa1
Adjusted Baseline Credit Assessment	a3
Counterparty Risk Assessment	Aa2(cr)/P-1(cr)
Senior Unsecured	Aa3
Subordinate MTN	(P)Baa1
Commercial Paper -Dom Curr	P-1
Other Short Term	(P)P-1
CREDIT INDUSTRIEL ET COMMERCIAL, NEW YORK	
BR	
Commercial Paper	P-1

Source: Moody's Investors Service

Endnotes

- 1 European Banking Authority's risk dashboard.
- 2 Including a 4.5% Pillar 1, a 0.8% Pillar 2 requirement, a 2.5% capital conservation buffer and excluding the Pillar 2 guidance. The Other Systematically Important Institution (OSII) buffer is set at GCM level only (0.5%)
- 3 Since the introduction of the European Union's Capital Requirement Directive IV and Capital Requirement Regulation, the exposure of bancassurers' insurance activities is reflected in their RWAs with a weight of 370%. This results in a higher solvency ratio than fully deducting the capital allocated to insurance activities from the bank's capital base. With the new guidance from the Basel Committee on the calculation of RWA under Basel III the risk weight of bancassurers' insurance activities will likely be further reduced to 290% from 370%.
- 4 The bank's TCE leverage ratio is lower than the regulatory Tier 1 leverage ratio because, in line with the European Commission's Delegated Act of 10 October 2014, French bancassurers only include their investments in their insurance subsidiaries instead of total business-related assets in the denominator of the regulatory leverage ratio. Our TCE leverage ratio is based on the bancassurer's total assets, which implies a lower ratio.
- 5 Static funding gaps are based on contractual maturities and incorporate off-balance-sheet commitments.

© 2021 Moody's Corporation, Moody's Investors Service, Inc., Moody's Analytics, Inc. and/or their licensors and affiliates (collectively, "MOODY'S"). All rights reserved.

CREDIT RATINGS ISSUED BY MOODY'S CREDIT RATINGS AFFILIATES ARE THEIR CURRENT OPINIONS OF THE RELATIVE FUTURE CREDIT RISK OF ENTITIES, CREDIT COMMITMENTS, OR DEBT OR DEBT-LIKE SECURITIES, AND MATERIALS, PRODUCTS, SERVICES AND INFORMATION PUBLISHED BY MOODY'S (COLLECTIVELY, "PUBLICATIONS") MAY INCLUDE SUCH CURRENT OPINIONS. MOODY'S DEFINES CREDIT RISK AS THE RISK THAT AN ENTITY MAY NOT MEET ITS CONTRACTUAL FINANCIAL OBLIGATIONS AS THEY COME DUE AND ANY ESTIMATED FINANCIAL LOSS IN THE EVENT OF DEFAULT OR IMPAIRMENT. SEE APPLICABLE MOODY'S RATING SYMBOLS AND DEFINITIONS PUBLISHED BY MOODY'S ANALYTICS, INC. AND/OR ITS AFFILIATES. MOODY'S CREDIT RATINGS, ASSESSMENTS, OTHER OPINIONS AND PUBLICATIONS DO NOT ADDRESS ANY OTHER RISK, INCLUDING BUT NOT LIMITED TO: LIQUIDITY RISK, MARKET VALUE RISK, OR PRICE VOLATILITY. CREDIT RATINGS, NON-CREDIT ASSESSMENTS ("ASSESSMENTS"), AND OTHER OPINIONS INCLUDED IN MOODY'S PUBLICATIONS ARE NOT STATEMENTS OF CURRENT OR HISTORICAL FACT. MOODY'S PUBLICATIONS MAY ALSO INCLUDE QUANTITATIVE MODEL-BASED ESTIMATES OF CREDIT RISK AND RELATED OPINIONS OR COMMENTARY PUBLISHED BY MOODY'S ANALYTICS, INC. AND/OR ITS AFFILIATES. MOODY'S CREDIT RATINGS, ASSESSMENTS, OTHER OPINIONS AND PUBLICATIONS DO NOT CONSTITUTE OR PROVIDE INVESTMENT OR FINANCIAL ADVICE, AND MOODY'S CREDIT RATINGS, ASSESSMENTS, OTHER OPINIONS AND PUBLICATIONS ARE NOT AND DO NOT PROVIDE RECOMMENDATIONS TO PURCHASE, SELL, OR HOLD PARTICULAR SECURITIES. MOODY'S CREDIT RATINGS, ASSESSMENTS, OTHER OPINIONS AND PUBLICATIONS DO NOT COMMENT ON THE SUITABILITY OF AN INVESTMENT FOR ANY PARTICULAR INVESTOR. MOODY'S ISSUES ITS CREDIT RATINGS, ASSESSMENTS AND OTHER OPINIONS AND PUBLISHES ITS PUBLICATIONS WITH THE EXPECTATION AND UNDERSTANDING THAT EACH INVESTOR WILL, WITH DUE CARE, MAKE ITS OWN STUDY AND EVALUATION OF EACH SECURITY THAT IS UNDER CONSIDERATION FOR PURCHASE, HOLDING, OR SALE.

MOODY'S CREDIT RATINGS, ASSESSMENTS, OTHER OPINIONS, AND PUBLICATIONS ARE NOT INTENDED FOR USE BY RETAIL INVESTORS AND IT WOULD BE RECKLESS AND INAPPROPRIATE FOR RETAIL INVESTORS TO USE MOODY'S CREDIT RATINGS, ASSESSMENTS, OTHER OPINIONS OR PUBLICATIONS WHEN MAKING AN INVESTMENT DECISION. IF IN DOUBT YOU SHOULD CONTACT YOUR FINANCIAL OR OTHER PROFESSIONAL ADVISER.

ALL INFORMATION CONTAINED HEREIN IS PROTECTED BY LAW, INCLUDING BUT NOT LIMITED TO, COPYRIGHT LAW, AND NONE OF SUCH INFORMATION MAY BE COPIED OR OTHERWISE REPRODUCED, REPACKAGED, FURTHER TRANSMITTED, TRANSFERRED, DISSEMINATED, REDISTRIBUTED OR RESOLD, OR STORED FOR SUBSEQUENT USE FOR ANY SUCH PURPOSE, IN WHOLE OR IN PART, IN ANY FORM OR MANNER OR BY ANY MEANS WHATSOEVER, BY ANY PERSON WITHOUT MOODY'S PRIOR WRITTEN CONSENT.

MOODY'S CREDIT RATINGS, ASSESSMENTS, OTHER OPINIONS AND PUBLICATIONS ARE NOT INTENDED FOR USE BY ANY PERSON AS A BENCHMARK AS THAT TERM IS DEFINED FOR REGULATORY PURPOSES AND MUST NOT BE USED IN ANY WAY THAT COULD RESULT IN THEM BEING CONSIDERED A BENCHMARK.

All information contained herein is obtained by MOODY'S from sources believed by it to be accurate and reliable. Because of the possibility of human or mechanical error as well as other factors, however, all information contained herein is provided "AS IS" without warranty of any kind. MOODY'S adopts all necessary measures so that the information it uses in assigning a credit rating is of sufficient quality and from sources MOODY'S considers to be reliable including, when appropriate, independent third-party sources. However, MOODY'S is not an auditor and cannot in every instance independently verify or validate information received in the rating process or in preparing its Publications.

To the extent permitted by law, MOODY'S and its directors, officers, employees, agents, representatives, licensors and suppliers disclaim liability to any person or entity for any indirect, special, consequential, or incidental losses or damages whatsoever arising from or in connection with the information contained herein or the use of or inability to use any such information, even if MOODY'S or any of its directors, officers, employees, agents, representatives, licensors or suppliers is advised in advance of the possibility of such losses or damages, including but not limited to: (a) any loss of present or prospective profits or (b) any loss or damage arising where the relevant financial instrument is not the subject of a particular credit rating assigned by MOODY'S.

To the extent permitted by law, MOODY'S and its directors, officers, employees, agents, representatives, licensors and suppliers disclaim liability for any direct or compensatory losses or damages caused to any person or entity, including but not limited to by any negligence (but excluding fraud, willful misconduct or any other type of liability that, for the avoidance of doubt, by law cannot be excluded) on the part of, or any contingency within or beyond the control of, MOODY'S or any of its directors, officers, employees, agents, representatives, licensors or suppliers, arising from or in connection with the information contained herein or the use of or inability to use any such information.

NO WARRANTY, EXPRESS OR IMPLIED, AS TO THE ACCURACY, TIMELINESS, COMPLETENESS, MERCHANTABILITY OR FITNESS FOR ANY PARTICULAR PURPOSE OF ANY CREDIT RATING, ASSESSMENT, OTHER OPINION OR INFORMATION IS GIVEN OR MADE BY MOODY'S IN ANY FORM OR MANNER WHATSOEVER.

Moody's Investors Service, Inc., a wholly-owned credit rating agency subsidiary of Moody's Corporation ("MCO"), hereby discloses that most issuers of debt securities (including corporate and municipal bonds, debentures, notes and commercial paper) and preferred stock rated by Moody's Investors Service, Inc. have, prior to assignment of any credit rating, agreed to pay to Moody's Investors Service, Inc. for credit ratings opinions and services rendered by it fees ranging from \$1,000 to approximately \$5,000,000. MCO and Moody's Investors Service also maintain policies and procedures to address the independence of Moody's Investors Service credit ratings and credit rating processes. Information regarding certain affiliations that may exist between directors of MCO and rated entities, and between entities who hold credit ratings from Moody's Investors Service and have also publicly reported to the SEC an ownership interest in MCO of more than 5%, is posted annually at www.moody.com under the heading "Investor Relations — Corporate Governance — Director and Shareholder Affiliation Policy."

Additional terms for Australia only: Any publication into Australia of this document is pursuant to the Australian Financial Services License of MOODY'S affiliate, Moody's Investors Service Pty Limited ABN 61 003 399 657 AFSL 336969 and/or Moody's Analytics Australia Pty Ltd ABN 94 105 136 972 AFSL 383569 (as applicable). This document is intended to be provided only to "wholesale clients" within the meaning of section 761G of the Corporations Act 2001. By continuing to access this document from within Australia, you represent to MOODY'S that you are, or are accessing the document as a representative of, a "wholesale client" and that neither you nor the entity you represent will directly or indirectly disseminate this document or its contents to "retail clients" within the meaning of section 761G of the Corporations Act 2001. MOODY'S credit rating is an opinion as to the creditworthiness of a debt obligation of the issuer, not on the equity securities of the issuer or any form of security that is available to retail investors.

Additional terms for Japan only: Moody's Japan K.K. ("MJJK") is a wholly-owned credit rating agency subsidiary of Moody's Group Japan G.K., which is wholly-owned by Moody's Overseas Holdings Inc., a wholly-owned subsidiary of MCO. Moody's SF Japan K.K. ("MSFJ") is a wholly-owned credit rating agency subsidiary of MJJK. MSFJ is not a Nationally Recognized Statistical Rating Organization ("NRSRO"). Therefore, credit ratings assigned by MSFJ are Non-NRSRO Credit Ratings. Non-NRSRO Credit Ratings are assigned by an entity that is not a NRSRO and, consequently, the rated obligation will not qualify for certain types of treatment under U.S. laws. MJJK and MSFJ are credit rating agencies registered with the Japan Financial Services Agency and their registration numbers are FSA Commissioner (Ratings) No. 2 and 3 respectively.

MJJK or MSFJ (as applicable) hereby disclose that most issuers of debt securities (including corporate and municipal bonds, debentures, notes and commercial paper) and preferred stock rated by MJJK or MSFJ (as applicable) have, prior to assignment of any credit rating, agreed to pay to MJJK or MSFJ (as applicable) for credit ratings opinions and services rendered by it fees ranging from JPY125,000 to approximately JPY550,000,000.

MJJK and MSFJ also maintain policies and procedures to address Japanese regulatory requirements.

CLIENT SERVICES

Americas	1-212-553-1653
Asia Pacific	852-3551-3077
Japan	81-3-5408-4100
EMEA	44-20-7772-5454